



Galen Drive Condo

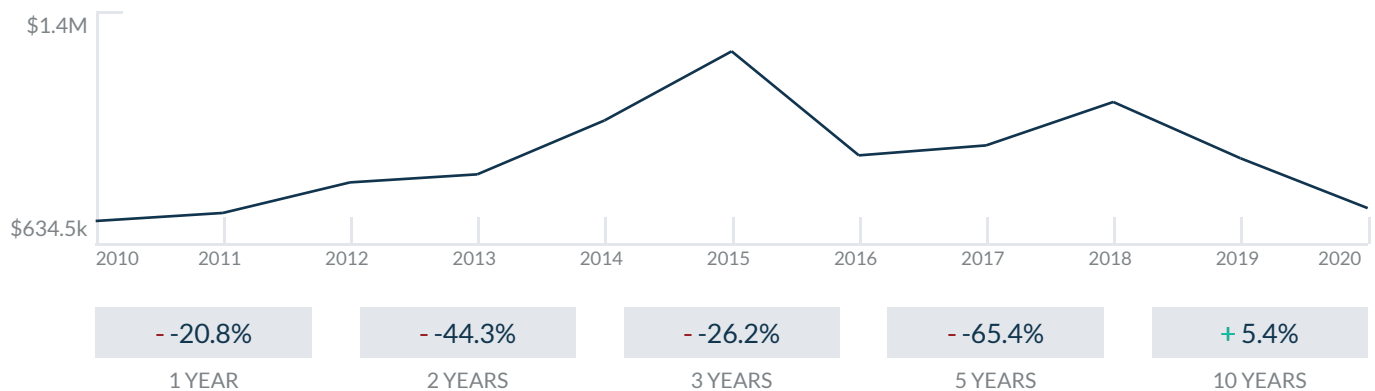
240 Galen Dr
Key Biscayne, FL 33149

Every month we compile this comprehensive market report focus on Galen Drive Condo in this convenient and easy to read format. Our datas comes from more than six different sources including MLS Associations, County Offices and Financial Institutions. Get this report for free every month on our website galendrive.com.

Property Stats

POSTAL CODE 33149

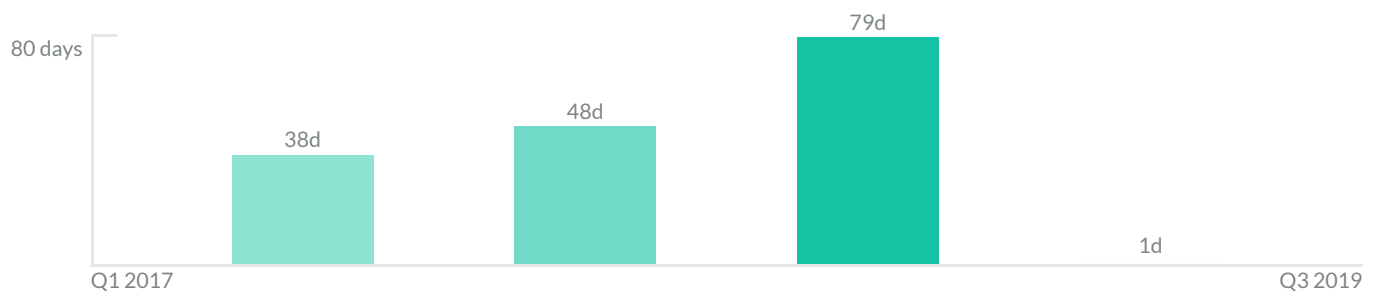
The property stats graph represents the median price evolution since ten years in your postal code area.



Similar Properties

DAYS ON THE MARKET

Everyday 3 months we monitor how many days it takes for similar properties to be sold. This is also a good indicator to know when to buy or sale!



Mortgage Rates

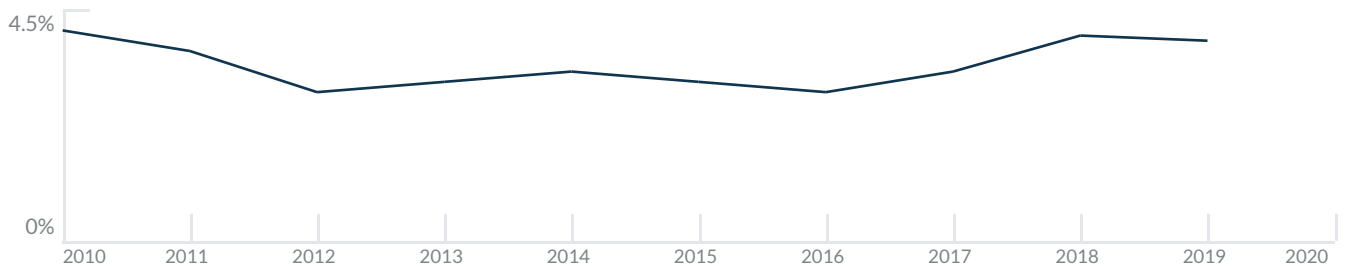
PER YEAR

Understanding mortgage economics is important when you want to buy with a loan. Below is the historical yearly average mortgage rates in the Unites States retrieved from Freddie Mac©

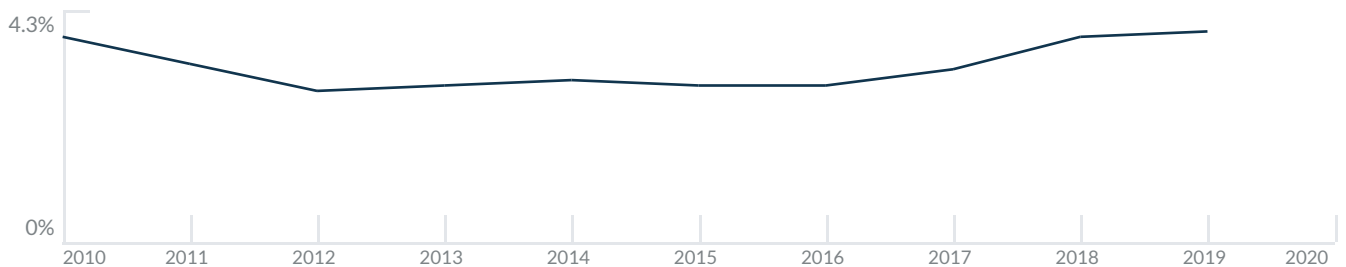
30 YEARS FIXED 4.4%



15 YEARS FIXED 3.9%



5/1-YEAR ADJUSTABLE 3.9%



Schools

CLOSEST

Having good schools nearby is important if you have kids or plan to rent or sell your home. Ratings are retrieved from the leading independent and nonprofit GreatSchools©

ELEMENTARY SCHOOL
Alpha Charter Of Excellence
1/10

MIDDLE SCHOOL
Young Womens Preparatory Academy
10/10

HIGH SCHOOL
Mast Academy
10/10

Insights

IN GALEN DRIVE CONDO

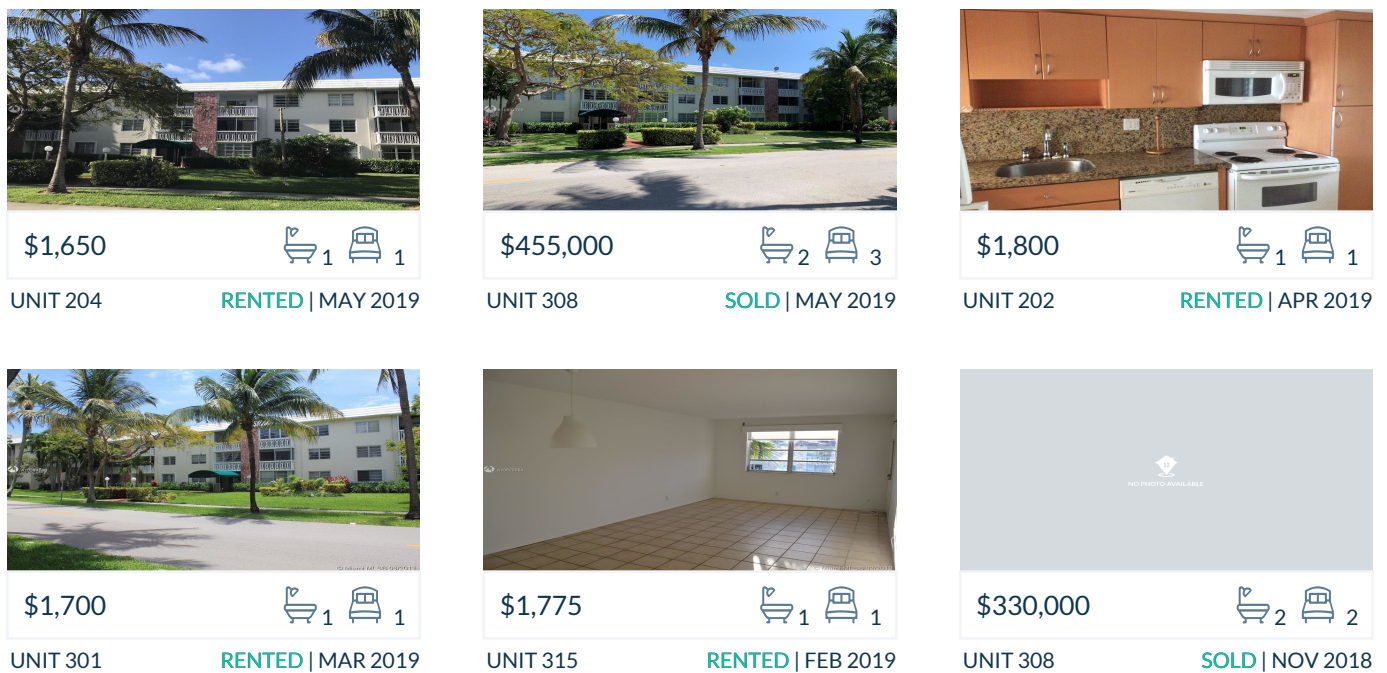
Below the average listing prices of available unit per property type.



Activity

SOLD OR RENTED

Below the latest transactions reported by the local MLS Association for Galen Drive Condo



Sold

LAST 20 PROPERTIES SOLD IN GALEN DRIVE CONDO

Unit	Price	Beds/Baths	\$/Sqft	Sqft	Buying Date	Days on Market
308	\$455,000	3/2	N/A	N/A	Jul 2019	1
308	\$330,000	2/2	\$300.0	1,100	Feb 2019	79
314	\$350,000	1/1	\$482.8	725	Sep 2018	48
305	\$400,000	2/2	\$363.6	1,100	Mar 2017	38
303	\$315,000	1/1	\$434.5	725	Apr 2016	3
105	\$450,000	2/2	\$409.1	1,100	Dec 2015	30
103	\$295,000	1/1	\$406.9	725	Sep 2015	41
104	\$278,500	1/1	\$384.1	725	Aug 2015	166
310	\$370,000	2/2	\$336.4	1,100	Dec 2014	65
N/A	\$275,000	1/1	\$379.3	725	Sep 2014	132
110	\$379,000	2/2	\$344.5	1,100	Jun 2014	176
209	\$279,900	2/2	\$254.5	1,100	Feb 2014	142
201	\$269,000	1/1	\$371.0	725	Nov 2013	2320
109	\$359,000	3/2	\$326.4	1,100	Aug 2013	211
207	\$285,000	2/2	\$259.1	1,100	May 2012	371
N/A	\$219,000	2/2	\$199.1	1,100	Apr 2012	466
208	\$199,900	2/2	\$181.7	1,100	Nov 2011	62
203	\$125,000	1/1	\$172.4	725	Jul 2011	26
106	\$219,000	2/2	\$199.1	1,100	Jul 2011	392
206	\$199,000	2/2	\$180.9	1,100	Apr 2011	76

Rented

LAST 20 PROPERTIES RENTED IN GALEN DRIVE CONDO

Unit	Price	Beds/Baths	\$/Sqft	Sqft	Rented Date	Days on Market
204	\$1,650	1/1	\$2.3	725	Aug 2019	76
202	\$1,800	1/1	\$2.5	725	May 2019	24
301	\$1,700	1/1	\$2.3	725	Apr 2019	21
315	\$1,775	1/1	\$2.4	725	Apr 2019	42
N/A	\$2,750	2/2	\$2.5	1,100	Dec 2018	146
206	\$2,750	2/2	\$2.5	1,100	Sep 2018	45
106	\$2,700	3/2	\$2.5	1,100	Aug 2018	5
109	\$2,700	3/2	\$2.5	1,100	Jul 2018	16
301	\$1,700	1/1	\$2.3	725	Feb 2018	41
305	\$2,350	2/2	\$2.1	1,100	Nov 2017	98
204	\$1,650	1/1	\$2.3	725	Oct 2017	6
205	\$2,200	2/2	\$2.0	1,100	Sep 2017	102
116	\$1,600	1/1	\$2.2	725	Sep 2017	26
103	\$1,950	1/1	\$2.7	725	Aug 2017	13
301	\$1,700	1/1	\$2.3	725	Aug 2017	24
115	\$1,600	1/1	\$2.2	725	Jul 2017	34
310	\$2,950	3/2	\$2.7	1,100	May 2017	65
103	\$1,900	1/1	\$2.6	725	Dec 2016	21
110	\$2,300	2/2	\$2.1	1,100	Oct 2016	25
203	\$1,675	1/1	\$2.3	725	Jul 2016	44

Currently Listed

ACTIVE LISTINGS 1/1

Unit	Price	Beds/Baths	\$/Sqft	Sqft	Listing Date	Owner
102	\$333,000	1/2	\$459.3	725	Oct 2019	ALLISON N EN...
104	\$309,000	1/2	\$426.2	725	Jan 2020	N/A
106	\$444,000	3/2	\$403.6	1100	Oct 2019	ALFREDO VO...
106	\$444,000	3/2	\$403.6	1100	Jan 2020	ALFREDO VO...
205	\$2,200/mth	2/2	\$2.0	1100	Sep 2019	N/A
206	\$2,750/mth	2/3	\$2.5	1100	Nov 2019	N/A
315	\$315,000	1/2	\$434.5	725	Jan 2020	MELISSA P LA...